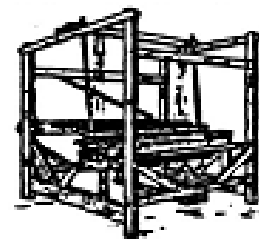


Weavers Guild of Springfield



FALL 2009 NEWSLETTER

ESTABLISHED 1951

Special points of interest:

- *Guild Officers*
- *NEWS wrap-up and awards*
- *Shelburne Grange*
- *"Slow Weaving" Blog*
- *Guild Inventory*

Are You Loom Happy?

What is loom happy and what does it mean to be loom happy

Loom happy means to be content with the loom or looms that you have and not in pursuit of the next best loom. New weavers often purchase a loom based upon a recommendation from someone that they consider an expert or a friend. Sometime this works out to be a great solution but it might be a better to take a class or workshop that includes the opportunity to weave on looms supplied by the organization offering the workshop. This will afford you the opportunity to "test drive" one or many different looms. If that solutions is not available to you then borrow a loom or try "test driving" a loom at a fellow weavers home or workshop.

What makes one loom happy? It is necessary to look at what you weave, how often you weave,

and future weaving and life plans. Of course, if you have the space and funds and can have a loom for every possible type of weaving—that is bliss! Another consideration is your body type to the size of the loom. A loom can be big investment of money but also of space so take the time to "test drive" before the commitment and expenditure. Space should be considered—will you have enough room to maneuver around the loom, keep it in great working condition, and is it readily available for weaving. Get to know your loom well. Proper maintenance is key. Keep records detailing date of purchase, price, history of the loom (if purchasing a used one), take a photo of your loom, and adapt it to make it comfortable for you.



Do not be afraid to trade "up" or "down" based upon lifestyle and weaving changes.

Remember a loom is a piece of equipment and is an aid to producing a quality product. A loom will not make your work perfect but the entire weaving process from the planning stage, yarn selection, warping, dressing the loom, time at the loom weaving, and finishing makes a beautiful end product.

Research, "test drive," consult friends and shops, select well, and do not be afraid to adapt to your body, space, and weaving style!

Inside this issue:

<i>Guild Library</i>	1
<i>Guild Program</i>	2
<i>Hostess (monthly)</i>	3
<i>Guild Library (cont'd)</i>	4
<i>Guild Summer Activities</i>	6
<i>Study Group</i>	7
<i>Announcements</i>	7

Guild Library

The Guild library holds many treasures—out of prints books, samples, study group notebooks, pamphlets, and magazines and journals both bound and unbound. The state of the Library is in a bit of a turmoil for several reasons

and thus making some of these proclaimed treasures unavailable or not easy accessible by members at every meeting—lack of adequate storage and display space and incomplete projects.

The main unfinished project is the sample notebooks. We have made several attempts and even purchased special storage cases (at an expense to the Guild) to improve the condition and long-term protection of these samples.

PROGRAM 2009-2010

SEPTEMBER 12, 2009

Morning: *Summer Wrap-up*

We will have a thorough discussion of our summer activities, including the Cummington Sheep & Woolcraft Fair, Scottish Festival, and Fiber Nook. This is a great opportunity to ask questions and offer suggestions for program improvement, as well as catch up on members' activities.

Afternoon: *Plain Weave Study Group - Discussion and Planning*

Pam Engberg

It's only the Plain Weave Study Group

This study group will examine how fiber content, size, sett, texture, spacing, shrinkage, color (and whatever else we can think of) can produce fabrics from the bold to the exquisite using the plain weave structure. We will look for examples of plain weave in textiles around us and share interesting examples with the study group. We may meet for some "working sessions/ play group activities" in addition to scheduled Guild meetings, where we can experiment with dyes, felting, mixed warps, pulled warps, tapestry techniques, etc. Potholder looms, Rigid Heddle looms, backstrap looms, Navajo looms, finger looms, table looms and floor looms are all invited to the fun.

OCTOBER 10, 2009

Morning: *Rep Weave*

Loris Epps

Rep weave has a long tradition in home weaving. Members will share results of workshops taken with various instructors. There will be samples to display different effects and a printed handout.

Afternoon: *Hand-manipulated Lace*

Ute Bargmann

This type of lace is done on a plainweave base. Threads are manipulated in different directions by hand and with the aid of a pick-up stick.

NOVEMBER 7, 2009

Morning: *Study Group Discussion*

Pam Engberg

Afternoon: *3-Shaft Weave Structures*

Ute Bargmann

Weaving on three shafts has a long tradition. Huck, for example, was one of the weaves done historically on three shafts. One of the characteristics is that one face has horizontal floats and the other vertical floats.

DECEMBER 5, 2009

All Day: *Holiday Party and Surprise Project*

Susan Wright

Take a break from the hectic pace of holiday preparations and share laughter, good food, a simple project, and gift exchange.

JANUARY 9, 2010

Morning: *Coiled Containers*

Jane Devlin & Lynette Douville

Have some fabric and you do not know what to do with it Jane and Lynette will explore the many ways to fashion these containers and will show how to make a coiled trivet.

Afternoon: *Diaper & Dimity*

Loris Epps

This lecture will attempt to define the terms *diaper* and *dimity* as it relates to weaving.

PROGRAM 2009-2010

FEBRUARY 6, 2010

Morning: *Ergonomics for Weavers II*

Laura Freeman

Title: Ergonomics II: Help! I'm Weaving and I Can't Get Up--More Friendly Tips & Hints for the Achy Weaver!

We will review some basic anatomy (no--come back, it will be fun and interesting again and this time I'll have great props!), look at some common faults, and learn some ways to prevent injury. We will have a chance to practice some of the stretches and positioning discussed. Most of all, everyone will be very amused and enlightened! Prior to the workshop, Laura will again survey the guild to see what areas to emphasize. For the lecture, guild members are advised to bring (1)a picture of themselves seated at her favorite loom, (2)wear pants, and (3) bring their body

Afternoon: *Japanese Crafts*

Nancy Moore Bess

A discussion on bamboo and its uses in art and architecture, textile designs, furniture, crafts, foods, gardening and the home. Nowhere is bamboo used more elegantly and distinctively than in Japan, where its presence touches every part of daily life, even reaching into language, literature and ritual.

MARCH 6, 2010

Morning: *3-D Masks*

Pam Engberg

This will be a brief overview of the pulled-warp method of making shaped tapestry. Because of the time limit, we will only be able to work with a few prewoven examples. Various masks and bowls in the flat-woven state will be displayed, and we will then see how they are transformed into 3-D shapes by sliding segments together along a slippery warp. Handouts and bibliography will be provided.

Afternoon: *Finishing Techniques*

Dorothy Shimmel

From twisted fringe to tailoring tidbits for handwoven clothing... an overview of various finishing techniques will be presented, using examples from my collection as well as examples from reference books. Handouts will be provided, including a bibliography, for a small fee.

APRIL 3, 2010

Morning: *Study Group Wrap-up*

All Members

Afternoon: *Wet Felting*

Jackie Howard

MAY 8, 2010

All Day: *Annual End-of-Year Meeting and Potluck Luncheon*

Guild Officers 2009-2010

Hostess for monthly meeting

September	Donna Peabody
October	Sylvia Deliso
November	Laura Freeman
January	open
February	Nancy Evans
March	Ute Bargmann
April	Jane Devlin



President	J	Jane Devlin
Program Chair		Ute Bargmann
Events Coordinator		Loris Epps
Secretary		Betsy McKee
Treasurer		Jo Ann Miner
Librarian		Eunice Smith
		Sylvia Deliso
		Nancy Evans
News Reps		Karen Wittshirk
		Laurie Freeman
Web Page		Pat Billingsley



Guild library needs
your help!

Guild Library (cont'd from page 1)

Several of you even volunteered to catalog the samples, took one or several notebook home, put samples in archival quality plastic sleeves, listed all items in the notebook, and even suggested removal or additional items to make the notebook more of an resource. We had several members who volunteered to take home some of the fading mimeographed sample sheets home to re-enter into a current weaving software program, print same, and enhance the existing notebook. Sad to say most of these efforts were not worked through to completion. We need to finish this effort!

That is only part of the problem the other two areas of concern are the fact there are parts of the Guild Library that is stored off-site at least 3 members home-Sheri, Jane, and Loris; and to

make matters worse we will probably have to more items off-site. This brings us to the main problem and that is SPACE. We have not had the luxury of having enough storage space since we left the East Longmeadow Public Library to have our collection together and accessible for members to easily view and access.

We have reviewed and discussed this issue many times but bottom line we need at least one more cabinet and the space to store both together. How do we resolve this issue? The quickest solution is too find a meeting location that will allow us to house our entire collection and would also have enough room to adequately seat us comfortably at each guild meeting, be reasonably accessible for all members, and is free or at least available at a reasonable cost. We need to start trying

looking now for location and storage. That means you. Each of us must look around for space, let other organizations know that we are looking, think outside of the normal spaces, and do not be afraid to ask colleagues, churches, businesses, retail spaces, etc.

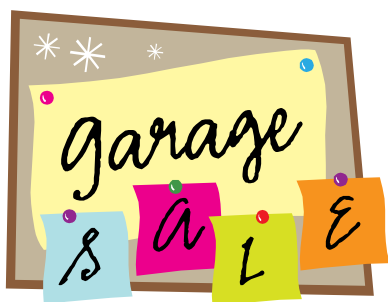
One other small issue is the re-writer of a borrowing policy. Please think about what is a reasonable loan period and whether all materials should be returned at least once a year.

As for the sample notebooks we need to take the time to complete these without waiting on the space issue to be resolved. Think about taking a few sample notebooks/cases home for the winter. Please come to the September meeting prepared to discuss this matter further.

Contribute

Please consider donating a item or two to the Guild for sale. The funds raised will be added to the Guild treasury or if so designated then to the book fund. Think about this when you put your next warp on the loom.

The Guild will have a members sale later this year. We will discuss best date for this at the September meeting



NEWS 2009—Awards and Entries

Susan Wright	Bag	First Place
	Sunburst Table Runner	First Place
	Linen Table Runner	Vav Stuga award
Barbara Gordon	Tulip Towel	Mainly Weavers, Nancy Barker Award for Exceptional use of Color in a traditional Weave Structure

Jane Dumais

Laurie Autio Items in the Teacher Exhibit



NEWS 2009 Wrap-up

NEWS 2009 was held at Smith College from July 16-19. Out Guild was responsible for the packets and covering the Registration Desk (in conjunction with Pioneer Valley). This year the venues were closer and did not require as much walking. Many things ran smoothly and some things required on the fly adaptation. It is always helpful at this

type of conference to come well-rested, wearing a smile, and a dose of patience.

Laura Freeman has agreed to serve as a backup NEWS Rep when meetings are held in the Eastern part of the state. Please give Pam a big Thank You for her hard work and efforts during the last NEWS planning cycle.

We will need someone

else to volunteer to assist Karen and Laura. We will discuss at the September meeting.

We will need to decide at the September meeting what we want to volunteer to do for the next NEWS. Pam has volunteered her place again for stuffing if we want to try doing the packets again. Nancy E. is also agreeable to do the labeling.

“We sleep, but the loom of life never stops, and the pattern which was weaving when the sun went down is weaving when it comes up in the morning”.

Harriet Beecher Ward.



A Weaving Adventure and Shared Family

Slow Weaving with Pam Engberg

Pam took some time this summer to travel to Window Rock, Arizona to take a class, “Camp Weave-a-Lot Advanced Weaving Seminar” (Navajo) taught by Jennie Slick and adjunct Liz Munk, promoted by Mary Walker’s Weaving in Beauty. The six day class is designed to advance your knowledge of Navajo techniques, intended to give you the opportunity delve into new areas and larger

projects with the support of master weavers.

In the class, Pam worked to master a technique called Blue Canyon Raided Edge, trying to combine smooth areas with the pinstriped area, verticals with diagonals to create a simplified pictorial.

Pam created a WEBlog about her experiences, the trip there and her time in Window Rock, called Slow Weaving, thoughts of a fiber artist who integrates


a modern life with a love of contemplation and indigenous craft techniques. She will continue this blog, talking about textile-making in various forms, including weaving, felting, dyeing, knitting, braiding, and whatever else catches her fancy, also about people she meet, places she visit, her family, books read, ideas, friendships and possibilities.

You can catch her blog at Slowweaving.blogspot.com



“...making the choice to take the time”

Guild Summer Activities:



Cummington Wool & Sheepcraft Festival

We had a beautiful day with 8 structos and many members helping with the kids. We set up on the porch of the Exhibition Hall and had steady business all day. The organizers are thrilled to have the weavers there with the Structos. They feel it adds a lot to their event.



Scottish Festival

The day started out rainy, but by the time the Scottish Festival opened for business the weather turned gorgeous. We didn't even need the fans this year! We had 7 Structos and 2 floor looms. One floor loom was set up to weave dish towels and the other to weave rugs. We also had one spinner and also a table wheel for the kids to try out. Lots of people enjoyed watching the weaving and spinning and the kids kept the members busy trying out the table spinning wheel and the Structos. Most of the afternoon all the Structos were occupied and had people waiting. Because many people coming to the Scottish Festival see us putting the Structos to such good use, we had one Scottish Festival participant from Connecticut bring us a Structo she had to donate to the Guild.



Shelburne Grange

This day turned out very rainy and wet. Because it was a local Grange Fair, local people did come, but just not as many as normally come. Our 4 Structos sat mostly idle as did the table spinning wheel. We did have some interest from the fairgoers when we wove on the Structos, and Karen had interest as she spun. We were under a tent and all the entertainment was also in the tent, so we got to enjoy the fiddlers, the guitars and singers, and the magician and balloon sculptor! And the Grange organizers are extremely nice and were so sorry we did not have a lot of business. They thoroughly enjoy having us there.

Several members entered items in the Grange show. Eunice Smith won several prizes for her weaving, macramé and in the holiday category. Other prize winners in the weaving category were JoAnn Miner, Ute Bargmann, and Jane Devlin. Norma Bowser won an award for her basket and Loris Epps won for her pear preserves.

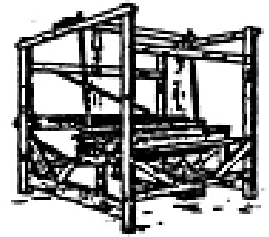
**WEAVERS GUILD OF
SPRINGFIELD**

P. O. Box 2605
Springfield, MA 01101-2605

Phone: 413.734.7005

Web page: www.weaversspring.com

E-mail: weaversspring@netscape.net



ESTABLISHED 1951

The guild was first organized in November 1951, and has been concerned with promoting interest in weaving since that time.

Plain Weave Study Group

Study group participants will be asked to weave an article of their choice using plain weave, with no restrictions on the size of the finished piece, the fiber to be used, or finishing.

Participants will also be expected to weave samples to exchange with other study group members, and to provide a copy of the pattern and drawdown, plus the source of the pattern if not original, on a draft sheet with each sample. An extra sample should be woven for the Guild Library.

The total number of samples each participant is required to provide will be discussed at the September meeting.

There will be additional time to discuss plans, ask questions, and review plain weave at the November meeting.

Finished items will be shown at the April meeting and samples will be exchanged at this time.

Items owned by the Guild and available for loan:

- 2—Harrisville 4-shaft folding looms (22" width)
- Carder
- 3—Structo 4-shaft metal table looms (8" width)
- Incredible Rope Machine
- Fringe Twister
- 2—Structo 4-shaft wooden looms (14" and 18" width)

Announcements:

Addenda: Fiber Arts – Axtell Brook Studio- Fall 2009 Workshops

Patti Sims – 23 Wesson Street, North Grafton, MA sims66@charter.net, 508 839 7691

Weavers Guild of Boston has a new webpage: www.weaversguildofboston.org/

TALKS AT BIG E: There will be two talks on textile history to be held at The Big E fair in Springfield, MA. The first talk (**9/25, 3pm**) will cover the early development of sheep, spinning, and weaving, presented by Dr. Elizabeth Barber. In the second talk (**9/27, 3 pm**), Rob Long, an English Cotswold shepherd and history researcher will talk about Medieval sheep and the Medieval wool trade, along with some Cotswold breed history. Both talks are free once you get into the fair. The details can be found at http://web.me.com/kimcaulfield/Cotswold_Events/Cotswold_Speakers.html